



Model: FS1006P


6-Port 10/100 Mbps PoE+ Switch

4
PoE+ Ports

65W
Power Supply


Watchdog

[Datasheet](#)





Highlights

A 6-FE PoE switch with a 65W power supply and a silent cooling system, featuring Extend and VLAN features.

- 4× FE with 802.3at/af Mode A PoE
- 2× Uplink FE
- 65W Power Supply
- Default/VLAN/Extend Modes
- Watchdog under VLAN or Extend Modes
- Desktop Installation

Package Content

- FS1006P
- Power Cord
- Installation Guide

Specifications

Interfaces	10/100 Mbps RJ45 Ports	6
	10/100 Mbps RJ45 PoE Port Range	#1~#4
	Max Power on a Single PoE Port	30W
	PoE Port Notes	The PoE ports comply with IEEE 802.3at/af standards.
	Extend Mode Ports	#1~#4
	VLAN Mode Ports	#1~#4
	LED	Power
		Link/ACT of Each Ethernet Port
	Power Input	AC Inlet
	Physical Buttons	Default/Extend/VLAN DIP Switch
	Copper Speed and Distance	Cat. 3 or higher cable:
		100 meters at 10 Mbps
		Cat. 5 or higher cable:
		100 meters at 100 Mbps
Performance	Copper Speed and Distance Note	Cat. 5e or higher cable:
		250 meters at 10 Mbps
		250-meter transmission is only available on the Extend Mode ports.
	MAC Address Table	2048
Performance	Max Switching Capacity	1.2 Gbps
	Max Forwarding Rate	0.8928 Mpps
	Jumbo Frame	2 KB
	Packet Buffer	768 Kbit

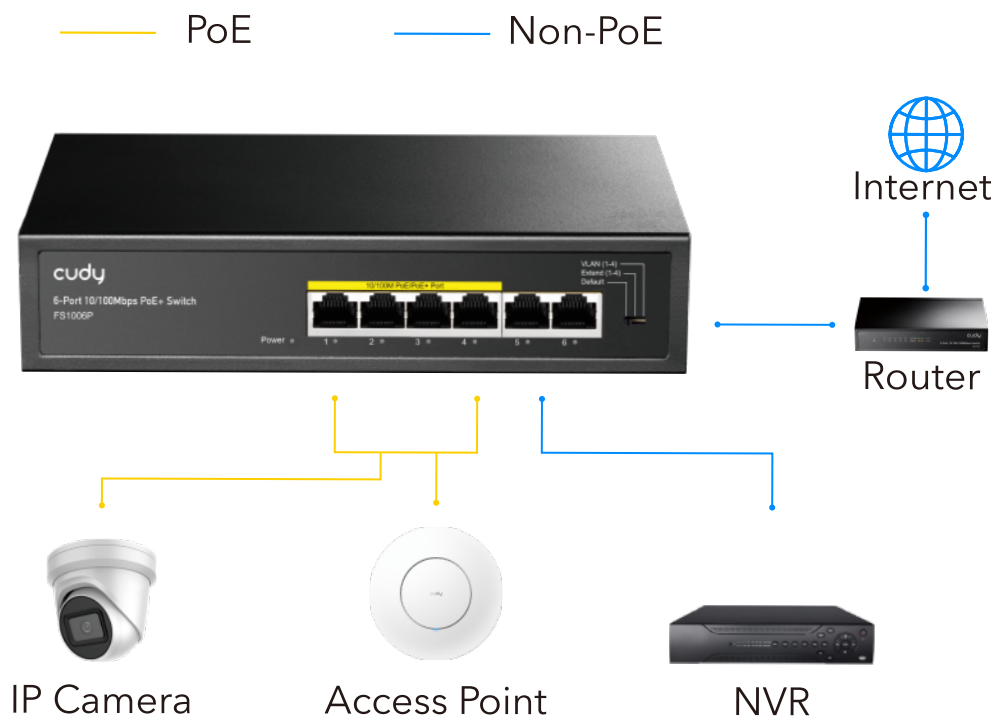


Specifications

Power	Power Methods	AC
	AC	100-240V 50/60Hz
	Power Supply	65W
	Max Power Excluding PoE	1W
Switching	802.3 Protocols	802.3i 10BASE-T
		802.3u 100BASE-TX
		802.3x Flow Control
		802.3af PoE
		802.3at PoE
Reliability	Grounding Methods	Three-Prong Plug
		Grounding Point
	EMS	ESD: Contact: 6kV; Air: 8kV
		Surge: Power: DM 2kV, CM 4kV; RJ45: CM 4kV
	Environment	Operating Temperature: 0~40 °C (32~104 °F)
		Storage Temperature: -40~70°C (-40~158 °F)
		Operating Humidity: 10~90% non-condensing
		Storage Humidity: 10~95% non-condensing
Mechanical	Dimension	200×118×44 mm
		7.87×4.65×1.73 inches
	Casing Material	Metal
	Installation	Desktop, Rackmount via Brackets
		(Brackets not included in the box)

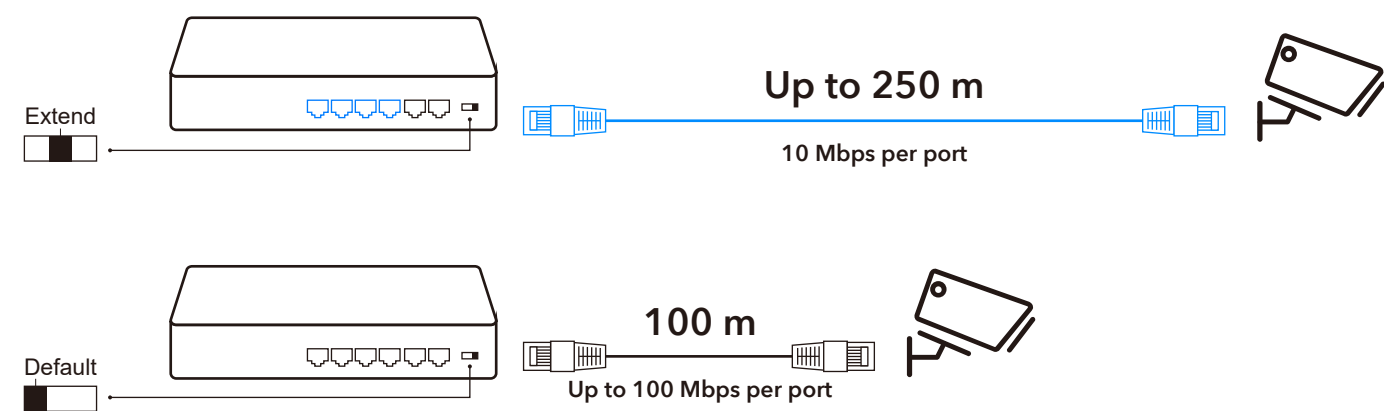
Ordering Information	Retail Package Dimension	249×207×60 mm
		9.8×8.15×2.36 inches
	Units per Carton	16
	Carton Dimension	51.4×42.9×27.2 cm
		20.24×16.89×10.71 inches

Popular Features



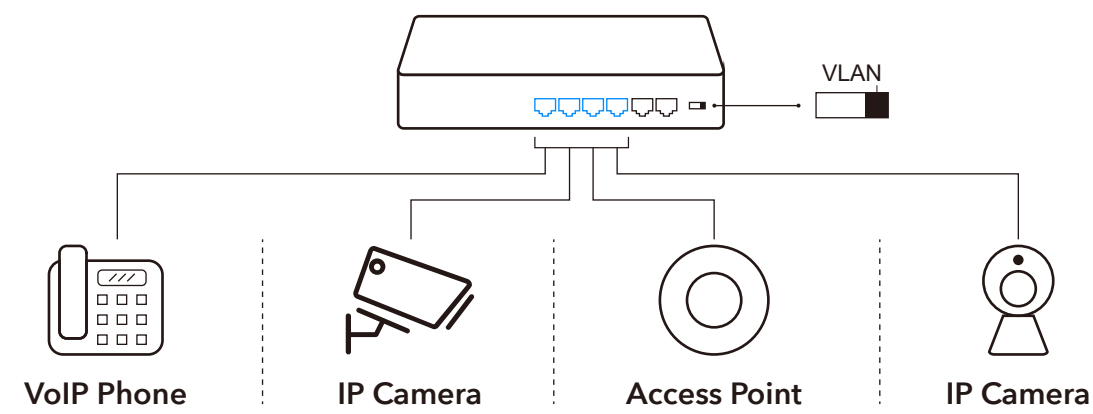
Extend for Long-Range Powering

Prolongs the PoE transmission distance of ports 1-4 to a maximum of 250 m, enabling long-range surveillance installations.



VLAN Mode for Port Isolation

Separates clients into different subnets for improved security, preventing data leakage in case of client-side hacking.



Watchdog for Improved Reliability

Under the Extend and VLAN modes, the switch can perform a power reset to attempt to restore the client device that is not responding. (All PoE ports)