



CH05-18
Features Video

CH05 Series

ERGONOMIC OFFICE CHAIRS


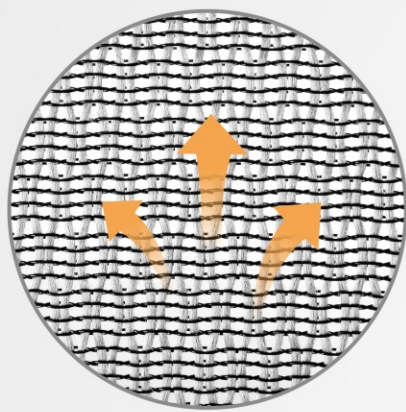
Combining stylish design with ergonomic innovation, these chairs provide you with optimized sitting comfort. They are not only comfortable office chairs, but a healthy and active lifestyle.



Sit Healthier, Work More Focused.

Elastic Steel Mesh Seat and Back

Provide the Perfect Breathability and
Steady Support for all Day Comfort



CH05-18



Tiltable Back with 3-Position Lock

Aligns with Different Postures




Headrest with Adjustable Height and Angle

Providing Good Support for Neck and Head



Angle Adjustment



Height Adjustment



Built-In Clothes Hanger



Height Adjustable Armrests

Help You Find the Most Comfortable Position
for Your Arms and Shoulders



Height Adjustable Lumbar Support

Perfectly Fits Different Users to Ease
Pain and Pressure



PU Casters

Friendly to Use on Carpets and Hardwood Floors without Scratches and Noise



CH05-14



CH05-3



CH05-7



CH05-11



CH05-12



CH05-15



CH05-16

Height Adjustable Lumbar Support	✗	✓	✗	✓	✓	✓
Height Adjustable Arms	✗	✓	✗	✗	✗	✓
Surface Material	Mesh Fabric	Mesh Fabric	Mesh Fabric	Mesh Fabric	Mesh Fabric	Mesh Fabric
Armrest Type	PP Armrest	PU Leather Armrest	Nylon Armrest	PP Armrest	PP Armrest	TPU Leather Armrest
Caster Type	PU Caster	PU Caster	PU Caster	Nylon Caster	PU Caster	PU Caster
Pneumatic Lever Type	100mm Class 3 Gas Lift	100mm Class 3 Gas Lift	100mm Class 3 Gas Lift	100mm Class 3 Gas Lift	100mm Class 3 Gas Lift	100mm Class 3 Gas Lift
Weight Capacity	150kg/330lbs	150kg/330lbs	150kg/330lbs	150kg/330lbs	150kg/330lbs	150kg/330lbs
Color	●	●	●	● ● ●	●	●



CH05-6



CH05-8



CH05-9



CH05-13



CH05-14



CH05-17



CH05-18

Headrest with Adjustable Height	✓	✓	✓	✓	✓	✓	✓
Headrest with Adjustable Angle	✓	✗	✗	✓	✓	✗	✓
Height Adjustable Lumbar Support	✓	✓	✓	✓	✓	✓	✓
Height Adjustable Arms	✗	✓	✗	✗	✓	✓	✓
Seat Slide Adjustment	✗	✓	✓	✗	✗	✓	✗
Back Tilt Adjustment	✓	✓	✓	✗	✗	✓	✓
Retractable Footrest	✗	✗	✓	✗	✗	✗	✗
Surface Material	Mesh Fabric	Mesh Fabric	Mesh Fabric	Mesh Fabric	Mesh Fabric	Mesh Fabric	Steel Mesh
Armrest Type	PU Leather Armrest	PU Leather Armrest	PA Armrest	PP Armrest	PU Leather Armrest	TPU Leather Armrest	PU Leather Armrest
Caster Type	PU Caster	PU Caster	PU Caster	Nylon Caster	Nylon Caster	PU Caster	PU Caster
Pneumatic Lever Type	100mm Class 4 Gas Lift	100mm Class 3 Gas Lift	100mm Class 3 Gas Lift	100mm Class 3 Gas Lift	100mm Class 3 Gas Lift	100mm Class 3 Gas Lift	100mm Class 4 Gas Lift
Weight Capacity	150kg/330lbs	150kg/330lbs	150kg/330lbs	150kg/330lbs	150kg/330lbs	150kg/330lbs	150kg/330lbs
Color	●	●	●	● ● ●	● ● ●	●	● ●

WHY CHOOSE LUMI vida (LUMI Selected Products)

Products in Demand



Expert Market Research

Professional research team with quick identification and response to market, customer and product trends



Well-Selected Products

Every LUMI item is hand-selected and quality-checked



Comprehensive Marketing Support

Professionally produced video content, photography, creative design and packaging

Supply Chain Management



Thorough Identification and Selection Process

Complete analysis of the supplier's capability and experience



Supply Chain Evaluation Process

Initial assessment and annual inspections for consistent quality and efficiency



Quality Control System

Inspections performed throughout the production process